



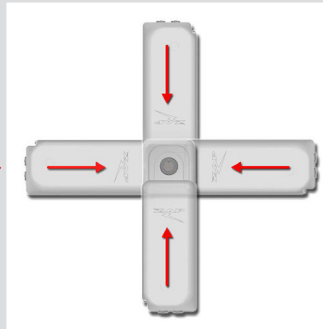
ZAP CONTROLS

Model 8825-R4 RESIDENTIAL SECTIONAL GARAGE DOOR OPERATOR

QIK-FIT™ JACKSHAFT MOUNTING

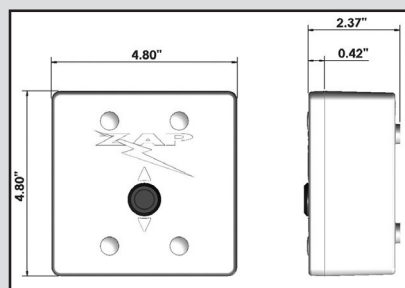
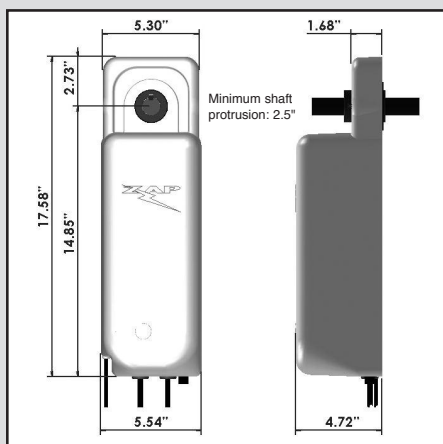
Zap Operator using *SafetySense™*

- No limit switches
- Quick and simple installation
- Universal installation positions →
- No adjustments – automatic calibration
- Quiet variable speed operator – smooth action with a programmable soft start and soft stop
- *SafetySense™* – Senses an obstruction on any part of the door – closing or opening
- Built-in programmable auto-close timer
- Built-in LED garage illumination – 3 minutes
- Auto-Lock & Photo-Eye included
- Supplied with two 318 Mhz Transmitters, Visor Clip & Wall Transmitter Holder, see overleaf.
- USA Canada: UL 325. Europe: CE approvals
- Patents granted and pending



Button station with illuminated button

Button station will fit a standard 2-gang wall box



Maximum Door Sizes

| | |
|-------------------------------------|--------------------|
| Low H/R & Standard Lift: | 16'H X 14'W |
| | 14'H X 20'W |
| High Lift << 54": | 15'H X 14'W |
| | 10'H X 20'W |
| High Lift >> 54": | 12'H X 12'W |
| | 10'H X 14'W |
| Vertical Lift: | 11'H X 15'W |
| | 9'H X 18'W |

Sales contact: 0044-1543-278000 sales@zap-america.com sales@zap-uk.com Optional transmitting keypad available.

ZAP CONTROLS UK Ltd 19 Chasewater Heath Business Park, Burntwood, Staffordshire, WS7 3GL England.
Tel: 0044-1543-278000 Fax: 0044-1543-271700 www.zap-america.com www.zap-uk.com

ZAP MODEL 8825-R4 RESIDENTIAL SECTIONAL DOOR OPERATOR



Transmitters etc





Photo-Eyes



Auto-Lock

Zap Residential Remote Control configurations are shown above.

The package includes two white 4 button 318 Mhz transmitters with sliding button covers and key ring straps, a Sun Visor Clip and a Wall-Mounting Transmitter Holder with screws and wall plugs.

Also included is a set of Nema 1 through-beam Photo-Eyes with mounting brackets and 30 feet of connecting cable. Also an Automatic Lock with a latch to hold the unit in the unlocked position to enable the door to be moved by hand during a mains supply failure.

The Motor-Control Head is suitable for rear torsion Low Headroom, Standard Lift, High Lift and Vertical lift doors up to 280 square feet and up to 1280 pounds. The maximum drive force is 1000 Newtons, a max torque of 100Nm and power of 3/4HP.

Maximum Door Sizes

| | | |
|-------------------------------|---------------------------------------|----------------------------|
| Low Headroom & Standard Lift: | Drum size 5.25" Door weight: 1280 Lbs | 16'H X 14'W 14'H X 20'W |
| High Lift << 54": | Drum size 7.5" Door weight: 960 Lbs | 15'H X 14'W 10'H X 20'W |
| High Lift >> 54": | Drum size 9.38" Door weight: 660 Lbs | 12'H X 12'W 10'H X 14'W |
| Vertical Lift: | Drum size: 8.63" Door weight 750 Lbs | 11'H X 15'W 9'H X 18'W |

The Operator may be mounted in any position, vertically, horizontally or upside down, inboard or outboard of the bearing plates and cable drums.

The Operator may be fitted onto either a 1" diameter solid or hollow shaft.

The package includes a Motor Control Head, which is mounted on the jack shaft and a Control Box, which should be mounted in a convenient position on a wall. The Control Box face plate assembly may be mounted in a standard 2-gang plastic recessed wall box.

The kit is supplied with a set of through beam photo-eyes, an Auto-Lock and two white 4-button transmitters with key ring straps and with a sliding protection cover to avoid the buttons being pressed accidentally. A Sun Visor Clip is also provided together with a Wall-Mounting Transmitter Holder to enable a transmitter to be sited in a convenient position on a wall near the house access door.

A 6 foot Power Cord with a molded plug is fitted to the Motor Control Head.

A Control cable is also attached to the Motor Control Head. The cable is fitted with a plug for connection to a socket in the Control Box. The Control cable is 13 feet long to provide sufficient length for a vertical lift door installation. Any excess cable length should be coiled and strapped at high level.

A Bowden release cable is also fitted to the Motor Control Head. The outer cable is 4 feet long, the end of which is secured by a Bowden Cable Bracket to be fitted to the door frame or track. Longer and shorter Bowden cables are available.

The inner cable is connected to the Release Lever which should be mounted below the Bowden Cable Bracket. A length of chain is supplied to allow the inner cable to be extended on tall door installations.

Supply voltage: 115v A/C 50/60 c/s.

Supply current: 5 Amps.

Remote Control Transmitter frequency: 318 Mhz.

High power LED Illumination is incorporated in the back plate of the operator for general lighting of the garage area.