



**Be Prepared for  
Pirate Sunday  
January 25, 2015**



**Be sure to come dressed in yer best Pirate Attire.**

- .Pirate Hat**
- .Bandana**
- .Peg Leg**
- .Pirate Shirt / Loose white shirt**
- .Knickers**
- .Leather belt**
- .Silver/gold necklaces & earrings**
- .Pointy black boots or  
ragged brown sandals**

**You can even make yer own Pirate accoutrements at home**


- .Eye Patch**
- .Parrot on Shoulder**
- .Pirate Hook**

**1st Presbyterian Church—Coeur d'Alene, ID**



# PIRATE EYE PATCHES

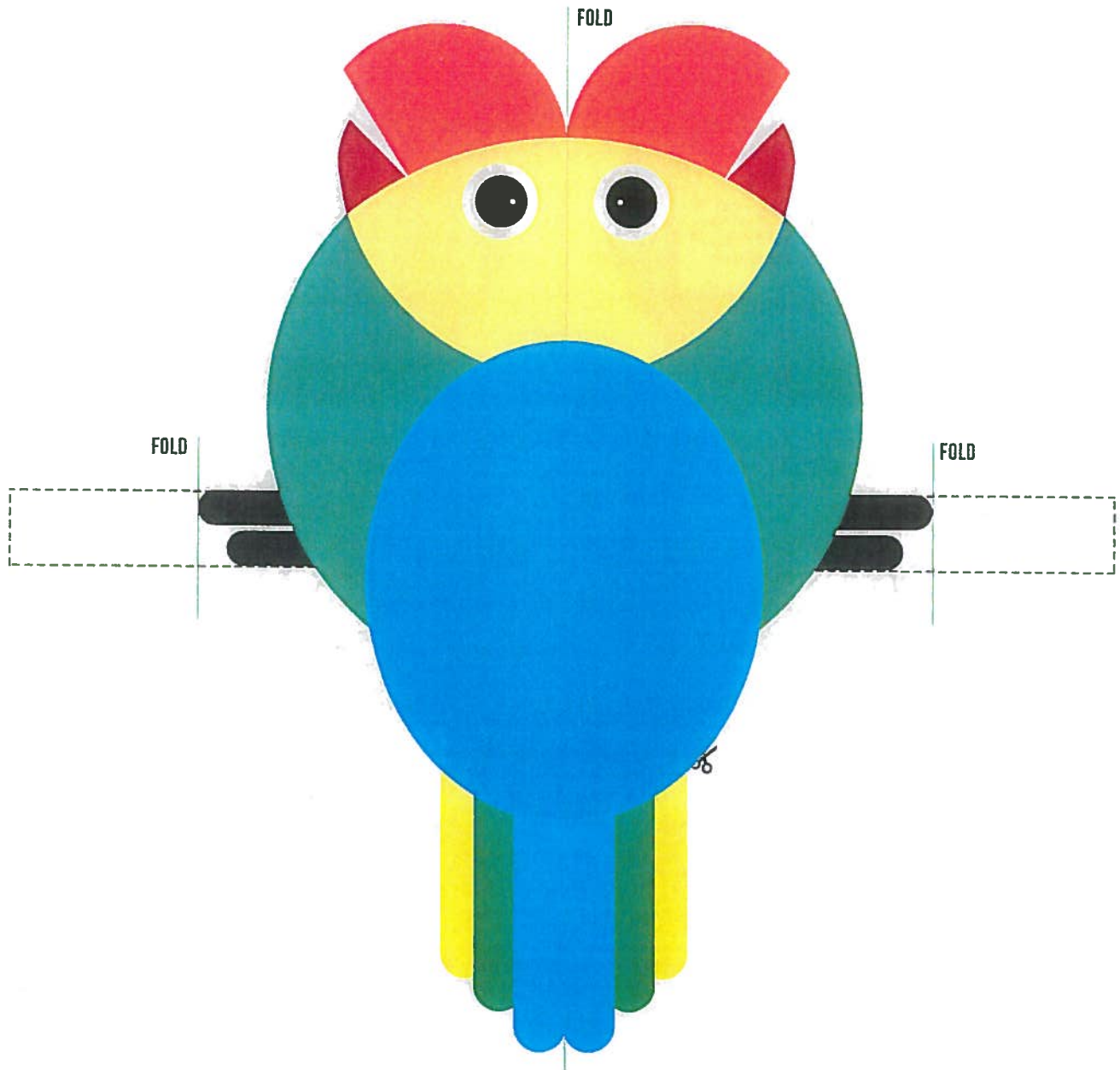
1. Take yer sharpest blade, or safety scissors for the lads and lasses, and cut the patches around the edges.
2. Once yer patch tis cut, put it between your thumb and forefinger and give it a wee bend for an authentic curve. Take care not to crease.
3. X marks the spot wharr ye punch holes, and then insarrt a string or elastic.  
**Pirate Hack:** Use clear tape to attach the patch to one side of your glasses or sunglasses – not while ye be steering your ship, of course.





# PARROT

1. Carefully cut around the edges of yer feathered companion, including the dashed marks on the front of the legs. If she squawks, ye've gotten too close.
2. Now bend those fold lines t' yer will and glue, tape or staple them together, making a small triangle for Polly t' perch on.
3. Now that's a parrot ain't it? Gently lift yer fine-feathered friend onto your shoulder and use a safety pin or strong tape to make sure she stays put.





# PIRATE HOOK


If ye aren't already sporting a hook, here's how to DIY one, as the landlubbers be so fond of saying.

## MATERIALS:

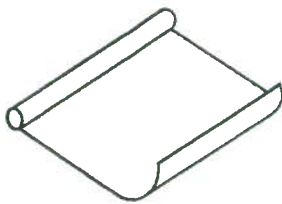
Handy beverage or coffee cup



Aluminium paper



**1.** Pillage some foil from your kitchen cabinets and git to rolling. After ye roll it, you'll be tasked with sculpting it into the shape of a hook.



**2.** In order to be a dashing corsair, ye needs t' make sure to color the bottom of the cup to match the sides. When the color is right, pierce a hole into the bottom of yer cup.



**3.** Now harr'r's the delicate part. Insarrrrt the hook into the pierced hole and be sure ta leave a long bit inside the cup so that little lords and ladies of the sea can get a grip.

